

PARTS CATALOGUE
for the
DAVID BROWN
ASTON MARTIN DB5 MODELS



Part Number 48-43-132

Issued by:

Parts and Service Department,
ASTON MARTIN LAGONDA LIMITED
Newport Pagnell,
Buckinghamshire

Telephone:
Newport Pagnell 720



A DAVID BROWN COMPANY

Telegrams:
Astomartia, Newport Pagnell

INTERPRETATION OF THE PARTS CATALOGUE

This Parts Catalogue is divided into seven main sections, as shown on the contents pages. Each section is preceded by a coloured index board indicating the section number and the sub-sections contained within that section.

The use of coloured index boards and sub-section headings printed on the top R.H. corner of each page together with the 'exploded' illustrations, facilitates the rapid location of any particular part number.

To locate an item, reference to the contents pages will establish the section and sub-section in which the item is listed. If the designation of the item is not known the part may be identified by reference to the relevant illustration. The illustration numbers are listed in numerical order in the tabulated list and the part number, description and number per car can be obtained by reading across the list.

Location is further eased by having major assemblies, i.e., gearbox, rear axle, etc., printed in **BOLD CAPITAL** letters whilst major items are printed in **CAPITAL** letters. Any items which form part of an assembly, or sub-assembly, are 'inset' and their availability as separate items is shown in the remarks column. Other minor items not comprising assemblies may be located by reference to the appropriate illustrations or by following the list downwards from the item to which the part is associated.

Useage will quickly allow the reader to become familiar with the layout of the catalogue and no problems should be encountered in locating any part number.

As an example, the part number of the spring clip which secures the rear brake pad retaining pin is required.

Reference to the contents pages establishes that **BRAKES & PEDAL GEAR** is the main heading of Section Five, the appropriate sub-section being Rear Brakes. Perusal of this sub-section and reference to the illustration shows the particular item as number 14. By reading down the appropriate column of the tabulated list the part number, description and quantity per car of the item sought will be seen.

14	48.28.730	Clip—pad retaining pin	4
----	-----------	------------------------	---


Other items may be located and identified in a similar manner.

HOW TO ORDER

In order to avoid delays it is requested that the following section is carefully read and the instructions contained therein closely followed. This will ensure that the Parts Depot receives sufficient information to enable a speedy despatch of the correct parts. Orders for parts should always be forwarded separate from correspondence on other matters.

The address to which orders for parts should be sent is:—

PARTS DEPOT,
ASTON MARTIN LAGONDA LIMITED,
NEWPORT PAGNELL,
BUCKINGHAMSHIRE



Telephone: Newport Pagnell 720.

Telegrams: Astomartia, Newport Pagnell.

Confirmation orders should be clearly marked so as to avoid duplication.


The Chassis and engine numbers, including letter prefixes, of the car concerned must be quoted with every order. This information is located on the car identification plate situated at the right hand rear of the engine compartment.

The full part numbers and description of the parts required must always be given.

Always specify the mode of transport, i.e., Airmail, Air Freight, Post, Passenger Train, Goods Train, Road or own Transport.

Below is shown a typical example of the information that should be supplied:

To: Parts Depot,
Aston Martin Lagonda Limited,
Newport Pagnell,
Buckinghamshire.



Please supply:

1 Cylinder head gasket	Part Number 20.06.131
1 Exhaust valve guide	Part Number 21.06.115
1 Exhaust valve	Part Number 48.06.121
	Chassis No. DB5/1463/R
	Engine No. 400/1435

for RHD DB5 Saloon

Despatch by passenger train

Crates and packing cases are charged for but will be credited in full if returned in good condition within one month, carriage paid.

Damaged or broken parts sent as patterns will not be returned unless special instructions are received to this effect.

Prices of replacement parts are subject to alteration without notice, all goods will be invoiced at the prices ruling at the time of despatch.

CONTENTS

SECTION ONE

ENGINE

CYLINDER BLOCK, Main Bearing Caps, Oil Filter, Relief Valve, Main Bearing Shells, Flywheel Housing, Cylinder Liners, Dipstick.

CRANKSHAFT, Pistons and Rings, Connecting Rods, Bearing Shells, Flywheel, Torsional Vibration Damper.

CYLINDER HEAD, Valve Inserts, Valve Guides, Valves, Valve Springs, Tappets, Cylinder Head Gasket, Camshafts, Front Cover, Camshaft Covers, Breathers.

TIMING CASE, Chain Tensioner and Adjuster, Sprockets, Chains, Water Pump, Fan, Fan Belt.

OIL PUMP AND SUMP, Oil Strainer, Baffle Plate, Joints, Oil Cooler and Pipes.

ENGINE MOUNTINGS, Front and Rear Mounting Brackets, Engine Damper.

ENGINE ELECTRICAL, Coil, Resistor, Distributor, H.T. Leads, Sparking Plugs, Starter Motor, Alternator.

SECTION TWO

FUEL, COOLING, EXHAUST SYSTEMS

S.U. CARBURETTORS AND MANIFOLDS, Exhaust Manifolds, Inlet Manifolds, Carburettor Linkage, Carburettor Jets and Needles, Air Box, Air Filter, Fuel Gallery.

WEBER CARBURETTORS AND MANIFOLDS, Exhaust Manifolds, Inlet Manifolds, Carburettor Jets, Linkage, Fuel Gallery, Air Box, Air Filter.

FUEL SYSTEM (Saloon), Fuel Tank, Pick up and Indicator Units, Fuel Pipes, Fuel Pump, Clamps.

EXHAUST SYSTEM, Pipes, Silencers, Hanger Brackets, Floor Shields.

COOLING SYSTEM, Hoses and Clips, Radiator Cowl, Header Tank, Thermostats, Plugs.

HEATER, Blowers, Trunking, Heater Box, Demisters, Controls, Water Valve.

SECTION THREE

TRANSMISSION

CLUTCH AND PROPELLER SHAFT, Bellhousing, Clutch Operating Fork, Master Cylinder, Slave Cylinder, Propeller Shafts.

4 SPEED GEARBOX AND OVERDRIVE, Gearbox Case, Rear Cover, Top Cover, Primary Shaft, Mainshaft, Layshaft, Overdrive.

5 SPEED GEARBOX, Gearbox Case, Top Cover, Primary Shaft Assembly, Layshaft Assembly, Reverse Gear Assembly, Mainshaft.

REAR AXLE, Crownwheel and Pinion, Differential Assembly, Axle Shaft, Hub.

CONTENTS

SECTION FOUR

SUSPENSION AND STEERING

REAR SUSPENSION, Road Spring, Trailing Arms, Watts Linkage, Shock Absorbers.

FRONT SUSPENSION, Lower Wishbone Assembly, Anti-roll Bar, Front Suspension Units, Upper Wishbones, King Pins, Hubs.

STEERING COLUMN, Steering Wheel, Outer Column, Inner Column, Mounting Brackets, Switch Housing.

STEERING BOX, Housing, Rack and Pinion, Mountings, Track Rods.



SECTION FIVE

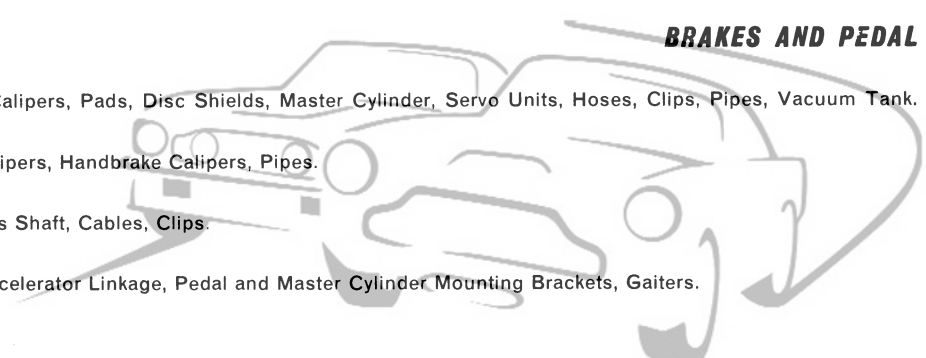
BRAKES AND PEDAL GEAR

FRONT BRAKES, Discs, Calipers, Pads, Disc Shields, Master Cylinder, Servo Units, Hoses, Clips, Pipes, Vacuum Tank.

REAR BRAKES, Discs, Calipers, Handbrake Calipers, Pipes.

HANDBRAKE, Lever, Cross Shaft, Cables, Clips.

PEDAL GEAR, Pedals, Accelerator Linkage, Pedal and Master Cylinder Mounting Brackets, Gaiters.



SECTION SIX

ELECTRICAL AND INSTRUMENTS

INSTRUMENTS AND CONTROLS, Speedometer, Tachometer, Gauges, Switches, Warning Lamps.

WINDSCREEN WIPER, Motor, Drive Gear, Wiper Blades, Screenwasher.

ELECTRICAL UNITS, BULBS, WIRING, Headlamps, Side, Tail and Flasher Lamps, Interior Lamps, Horns, Fuses, Window Lift Motors, Harness, Clips and Grommets.



SECTION SEVEN

CHASSIS FRAME, BODY, ETC.

CHASSIS FRAME, Service Sub-assemblies.

BODY, Service Skin Panels.

BODY FITTINGS, Exterior Trim, Rubber Moulding, Glass.

WHEELS AND TYRES, Standard, Chrome, Borrani, Hub Caps, Spare Wheel Cover.

MISCELLANEOUS, Tool Kits, Gaskets Sets, Owners' Kits, Service Kits, Special Tools, Publications.